



PSUSD

PALM SPRINGS UNIFIED SCHOOL DISTRICT



FACILITIES STUDY SESSION

June 25, 2019

Presented by PSUSD Staff:

Julie Arthur, Executive Director Facilities
Planning & Development

AGENDA

1. Review November 27, 2018 Facilities Study Session Outcomes
2. Review Measure E Bond and Redevelopment Projects and Funds
3. Energy Conservation Update
4. Long Range Facilities Master Plan Update
5. Identify Potential New Actions and Projects

1. Review November 27, 2018 Facilities Study Session Outcomes

Bond Funded Projects:

1. Approved fire alarm upgrade-Phase 2 projects at Della S. Lindley Elementary, Landau Elementary, Sunny Sands Elementary and Cathedral City High Schools - \$1.7 M.
2. Approved parking lot renovation at Della S. Lindley Elementary - \$1.05 M.
3. Approved heating, ventilation, air conditioning in locker rooms at Desert Hot Springs High - \$800,000.

Total new Bond Fund projects: \$ 3,550,000.

1. Review June 12, 2018 Facilities Study Session

Redevelopment Funded Projects:

1. Approved Phase II LED marquee projects at elementary schools - \$600,000.
2. Approved Phase II LED marquee projects at middle schools - \$1.5M.

Total new Redevelopment Fund projects: \$ 2,100,000.

2. Measure E Bond & Redevelopment Projects and Funds

2. Measure E Bond Authorization

Measure E \$516,000,000	Series	Authorized Amount	Total Bonds Issued	Remaining Authorization
November 2010	A	\$24,690,000	\$24,690,000	
November 2010	B	110,000,000	134,690,000	
November 2013	C	70,000,000	204,690,000	
July 2016	D	\$100,000,000	\$304,690,000	\$211,310,000*

*Known as Measure I after next tranche is sold

2. Measure E Bond Current Projects

Name of Project	Status
1. Agua Caliente Elementary renovation	95% Complete
2. Addition of HVAC to DHS HS locker room	Design Phase
3. Nellie Coffman Middle chiller replacement	Construction
4. Updated Facilities Master Plan	99% Complete
5. AB 300 List seismic building renovation – PSHS buildings	In DSA
6. Metal shade canopies at elementary schools	Construction
7. Proposition 39 Lighting & HVAC projects	90% Complete
8. Parking lot renovation at Della Lindley Elementary	Design Phase
9. Parking lot improvements – RVES & CCES	Bidding Phase
10. Phase II Fire alarm replacement (CCHS, DLES, SSES & LES)	Design
11. Maintenance & Operation roofing projects	Bidding

2. Measure E Bond Current Projects

Name of Project	Status
11. Maintenance & Operation roofing projects	Construction
12. Purchase of new elementary site in Desert Hot Springs	On hold
13. Palm Springs High Field Restroom building	Completed 2019
14. Review of shade structure types and costs	Completed 2018
15. District-wide (DW) heating and air conditioning replacements Prop. 39 funding match – PSHS, JWMS, MSJ	Completed 2018
16. Parking lot improvements – TBPES & KFES	Completed 2018
17. Solar roof panels at CCHS for pool	Completed 2018

2. Measure E Bond Fund Balance

Project	Expenditures Thru 6/30/18	FY 19 Budget	FY20 Budget	Project Budget	Total cost to Bond Measure	(Savings) or Increase on Approved Budget
Aqua Caliente ES Re-build	\$ 26,996,940	\$ 19,180,074		\$ 46,177,014	\$ 46,177,014	
DW Prop 39 HVAC Projects	590,173	132,711	2,164,116	2,887,000	2,887,000	
PROP 39 Matching Lighting and HVAC			1,900,000	1,900,000	1,900,000	
Parking Lot Redesign-CCES	93,982	67,744	1,688,274	1,850,000	1,850,000	
Parking Lot Redesign- KFES	208,804	724,403		1,500,000	933,207	(566,793)
Parking Lot Redesign-TPB ES	212,494	920,348	517,159	1,650,000	1,650,000	
Parking Lot Redesign-RVES	96,755	60,405	1,992,840	2,150,000	2,150,000	
Nellie Coffman Middle School Chiller	417,780	1,502,450	3,829,770	5,750,000	5,750,000	
Palm Springs HS Field Restroom	436,049	338,951		775,000	775,000	
CCHS Roof/Solar panels	147,212	356,451		1,000,000	503,662	(496,338)
Retro-Commissioning CCHS, NNC, RMHS, DSC and RCMS		275,000		275,000	275,000	
Facilities Master Plan Update	112,050	186,950	151,000	450,000	450,000	

2. Measure E Bond Fund Balance

Project	Expenditures Thru 6/30/18	FY 19 Budget	FY20 Budget	FY21 Budget	Project Budget	Total Cost to Bond Measure	(Savings)/ Increase on Approved Budget
DW Drinking Fountains	857,771	492,229	650,000	2,000,000		2,000,000	
M & O Deferred Maintenance Bond Projects	2,569,284	4,301,572	3,929,144	10,800,000		10,800,000	
Edward Wenzlaff Renovation F & E Remaining Allowance		453,834			453,834	453,834	
DHS Elementary New Land Purchase					2,000,000	2,000,000	
Palm Springs High Seismic Renovation	364,339	2,319,500	10,450,000	24,866,161	38,000,000	38,000,000	
Desert Learning Academy (BLDG 500)		375,625	4,624,375		5,000,000	5,000,000	
Metal Shade Canopies – Elementary Schools	106,794	2,421,791	771,415		3,300,000	3,300,000	
Fire Alarms Phase II, CCHS, DLES, SSES and LES			1,700,000		1,700,000	1,700,000	
DHS HS Locker Room HVAC			800,000		800,000	800,000	
Bond Costs	214,624	20,162	100,000	100,000	434,786	434,786	
Est. Total Project Amounts	\$33,425,049	\$ 34,130,200	\$ 36,318,093	\$ 26,966,161	\$ 131,902,634	\$ 131,832,178	(\$ 1,063,131)

2. Measure E Bond Fund Balance

Project	Expenditures Thru 6/30/18	FY 19 Budget	FY20 Budget	FY21 Budget	Project Budget	Total Cost to Bond Measure	(Savings)/ Increase on Approved Budget
Estimated Total Project Amounts	\$33,425,049	\$ 34,130,200	\$ 36,318,093	\$ 26,966,161	\$ 131,902,634	\$ 130,839,503	(\$ 1,063,131)
Interest Revenues	1,698,328	760,000	500,000	250,000			
Bond Issuance July 2016							
Estimated Total Revenues	1,698,328	760,000	500,000	250,000			
Funding Source: Bond Funds Measure E Series B and C		FY 2019	FY 2020	FY 2021	CASH BALANCE		
Cash balance 7/1/17	130,940,509						
Net Expenditures thru 6/30/18	(31,726,721)				99,213,788		
Net Expenditures 6/30/19		(33,370,200)			65,843,588		
Estimated balance 6/30/20			(35,818,093)		30,025,495		
Estimated balance 6/30/21				\$ (26,716,161)	\$3,309,334		

2. Redevelopment Fund Projects

Name of Project	Status
1 Ongoing Minor Capital Projects	On-going
2. New furniture replacement fund	On-going
3. Solar shade parking canopies Landau Elementary and District Administration Center	Awarded
4. Solar shade parking canopy Sunny Sands Elementary	Awarded
5. PSUSD safety-vulnerability study	On-going
6. Solar, battery & storage and micro-grid review	In review
7. District Administration Center building alteration fund	On-going
8. Surplus property sales	On-going
9. LED Marquees – Elementary & Middle Schools	Design

2. Redevelopment Fund Projects

Name of Project	Status
10. Early Childhood Education classroom at EWEC	Completed 2018
11. District Administration Center	Completed 2018
12. LED Marquees – High Schools	Completed 2018

2. Redevelopment Fund Balance

Projects	Expenses thru 6/30/18	FY19 Budget	FY20 Budget	FY21 Budget	Project Budgets
Transfer to General Fund for DW Furniture Replacement		\$1,800,000			\$1,800,000
New District Administration Center	\$ 31,654,306	392,025	\$ 453,669		\$ 32,500,000
District Administration Center Alterations		136,072	863,928		\$1,000,000
LED Marquees for High Schools	630,919	69,081			700,000
Climatec – Performance Contract	17,000	8,500			25,500
Early Childhood at Edward Wenzlaff Education Center	65,588	140,784			206,372
Solar Canopies at LES, SSES and DAC		400,000	5,850,000		6,250,000
District-wide Safety & Vulnerability Study		181,537	318,463		500,000
LED Marquees for Elementary & Middle Schools			2,100,000		2,100,000
Solar, battery storage and micro-grids				6,400,000	6,400,000
Estimated Total Project Amounts	\$ 32,367,813	\$ 3,127,999	\$ 9,586,060	\$6,400,000	\$ 51,481,872

2. Redevelopment Fund Balance

Annual Expenses	Expenses thru 6/30/18	FY19 Budget	FY20 Budget	FY21 Budget
Transfer to 06 for Technology		\$ 2,000,000	\$ 2,000,000	\$2,000,000
Transfer to MMR		3,551,700	3,551,700	3,551,700
Airlinks towers		132,000	132,000	132,000
TIS PO's + Edom Hill		18,000	48,000	48,000
Olinger Lease		73,113	73,113	73,113
Suitt Lease		118,790	118,882	118,882
MCP Funds	233,722	204,542	200,000	200,000
Estimated Total of Annual Amounts	233,722	6,098,145	6,123,635	6,123,635

2. Redevelopment Fund Balance

	Expenses thru 6/30/18	FY19 Budget	FY20 Budget	FY21 Budget
Estimated Total of Annual Amounts	233,722	6,098,145	6,123,635	6,123,635
Estimated Total of Project Amounts (Page 13)	32,367,813	3,127,999	9,586,060	6,400,000
Total Combined Annual & Project Amounts	32,601,535	9,226,144	15,709,695	12,523,635
Estimated Total Revenues		10,182,540	9,500,000	9,500,000
Net Change		956,396	(6,209,695)	(3,023,635)
		FY19	FY20	FY21
Cash Flow 6/30/18	13,062,716			
Balance as of 6/30/19		14,019,112		
Balance as of 6/30/20			7,809,417	
Balance as of 6/30/21				\$ 4,785,782



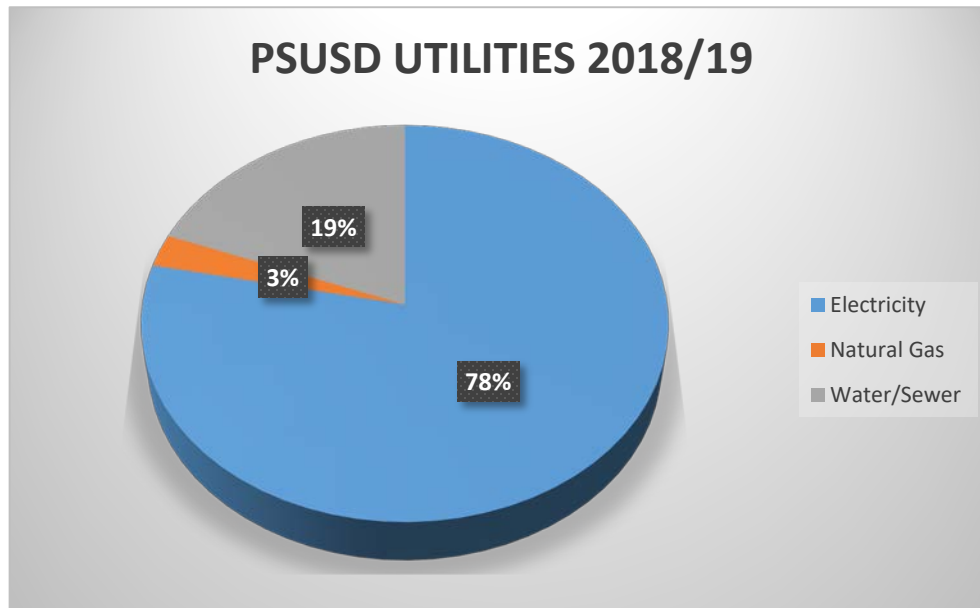
3. Energy Conservation Update

3. Utility Budgets

2018/19 Utility Budgets

Natural Gas	\$ 192,334
Water / Sewer	\$ 1,419,000
Electricity	\$ 5,763,861

Total \$ 7,375,195

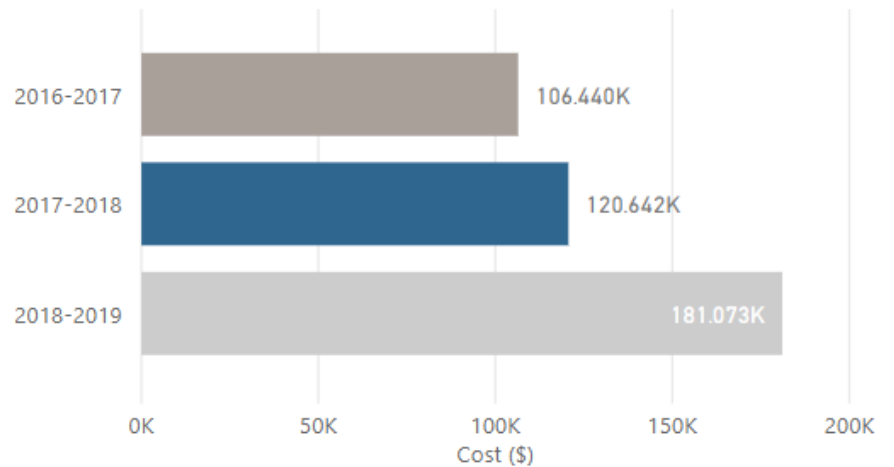


Serving:

- 30 sites
- Over 2,400,000 sq. ft. of building space
- Over 300 acres of landscaping
- 330 Utility Accounts

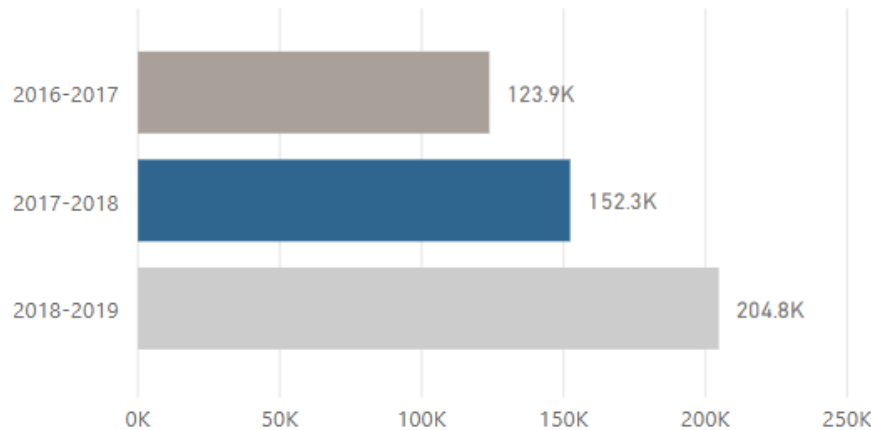
3. Utility Comparison 2016/17 to 2018/19

Total Natural Gas Cost by Fiscal Year



Natural Gas Costs		% INCREASE
2016/17	\$ 106,440	-----
2017/18	\$ 120,862	14%
2018/19*	\$ 181,073	49%

Total Natural Gas Usage by Fiscal Year



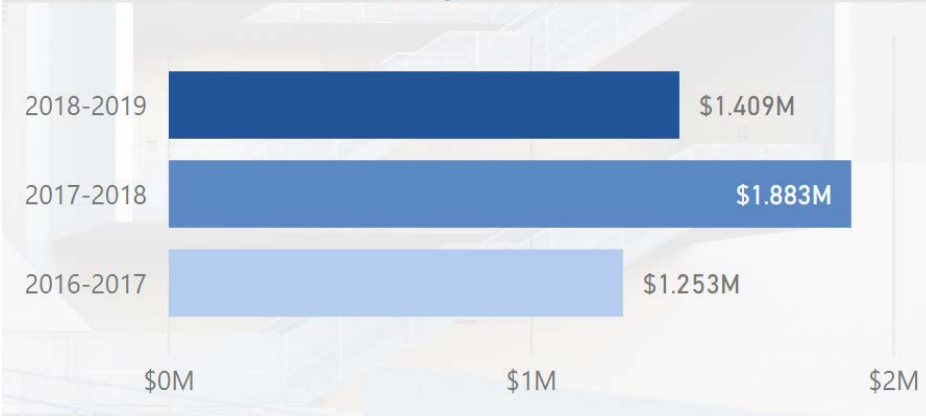
Natural Gas Usage (Therms)		% INCREASE
2016/17	124,000	-----
2017/18	152,000	22%
2018/19*	205,000	34%

1 therm = 100,000 Btu (British Thermal Unit(s))

* 2018-19 year data is only July to April 2019

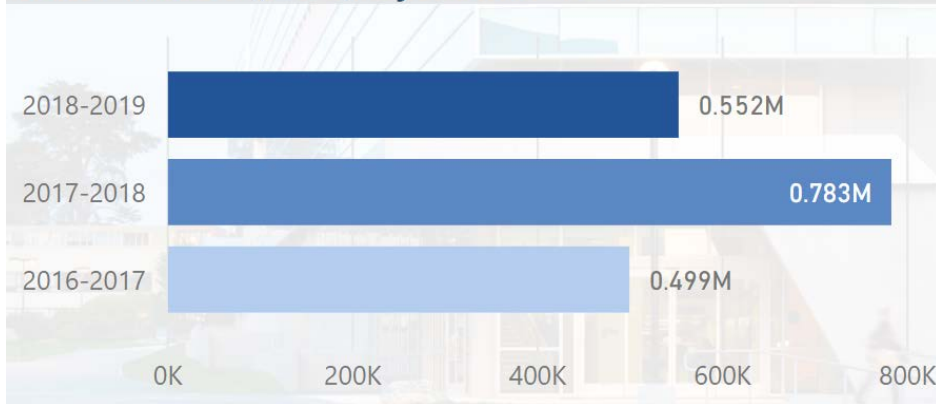
3. Utility Comparison 2016/17 to 2018/19

Total Water Cost (\$) by Fiscal Year



Water Costs		% INCREASE
2016/17	\$ 1,253,000	-----
2017/18	\$ 1,883,000	50%
2018/19*	\$ 1,409,000	-25%

Total Water (CCF) by Fiscal Year

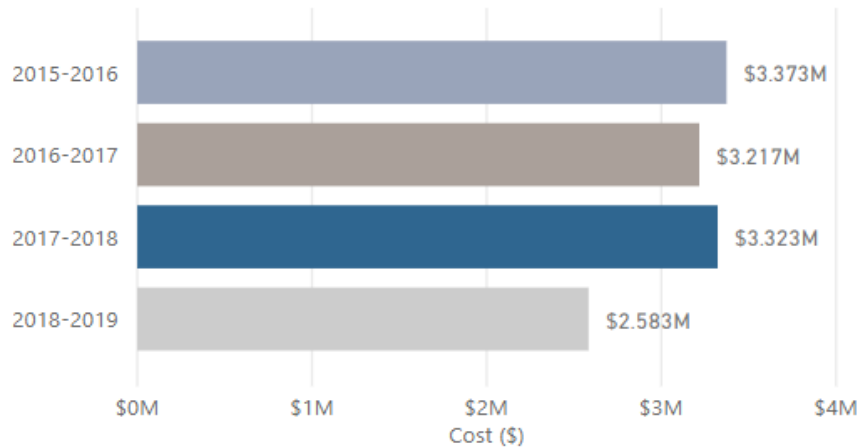


Water Usage (CCF)		% INCREASE
2016/17	499M	-----
2017/18	783M	57%
2018/19*	552M	-30%

*2018-19 year data is only July to April 2019

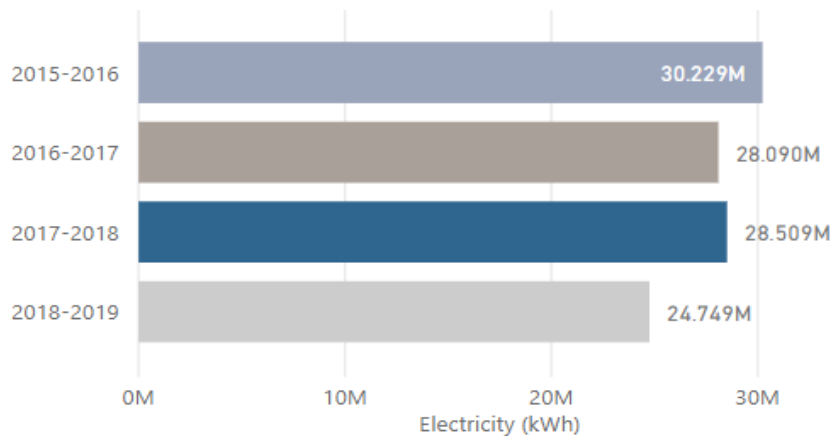
3. Utility Comparison 2015/16 to 2018/19

Total Electricity Cost by Fiscal Year



SCE/IID Electricity Costs		% CHANGE
2015/16	\$ 3,373,000	-----
2016/17	\$ 3,210,000	-4.0%
2017/18	\$ 3,323,000	3.5%
2018/19*	\$ 2,580,000	-22.0%

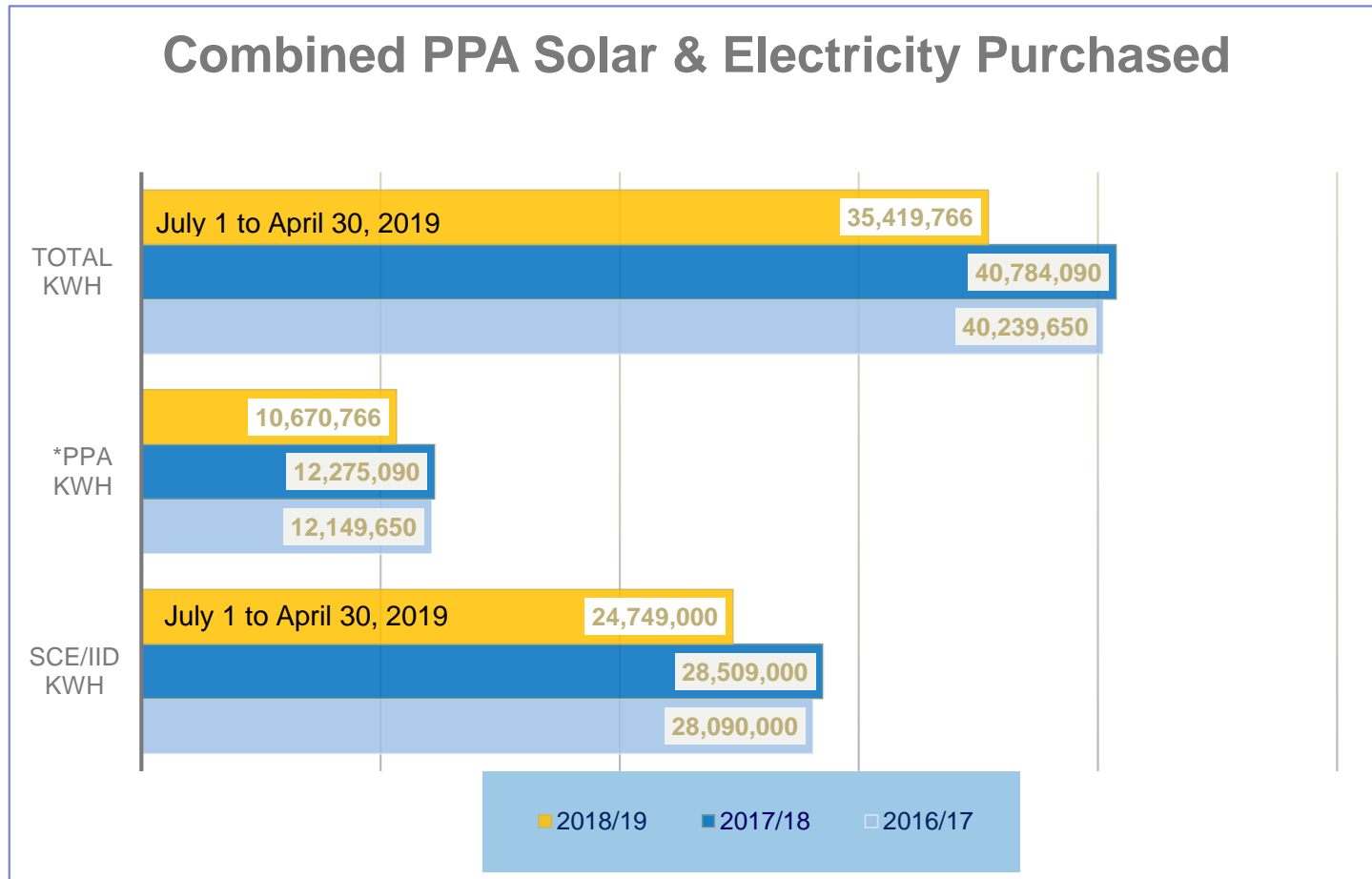
Total Electricity Usage by Fiscal Year



SCE/IID Electricity Usage		% CHANGE
2015/16	30,229,000	-----
2016/17	28,090,000	-7.0%
2017/18	28,509,000	1.4%
2018/19*	24,749,000	-13.0%

*2018/19 year data is only July- April 2019

3. Utility Comparison 2016/17 to 2018/19




* Power Purchase Agreement (PPA) is current as of 6/14/19



3. Utility Rate Update / Changes



- SCE Rate Time of Use Changes – took affect 3/1/19 with highest kWh charges (time of use rate) between 4:00pm to 9:00pm.



3. Summer Conservation Efforts

- Energy conservation reminder notices provided to all school administration to provide to teachers and office staff.
- Shutdown checklist provided to school administration to check out teachers for the summer.

ENERGY CONSERVATION REMINDER SUMMER SHUTDOWN

Palm Springs Unified School District is working hard to conserve energy. Here's your reminder that the Summer Break is the most critical time of the year for conserving energy!

As you prepare for the well-deserved time off, please take a few minutes to ready your area for this vital shutdown.



Please use the list below to walk through your classroom or office area as you prepare to leave for summer:

Turn off, unplug or set back energy-using items.

Clean out and unplug refrigerators, microwaves, coffee makers, and other small appliances that have a light or (non-vital) clock.

Unplug doc-u-cams/projectors (after they have cooled down).

Unplug televisions, electric pencil sharpeners, personal clocks, and personal printers.

Unplug your computers and laptops

Close your blinds or shades before you leave for vacation.

Take home any animals in the classroom.

A shutdown checkoff list can be found at <https://www.pssusd.us/P/400/2410>

Thank you for participating!

PLEASE GIVE TO YOUR OFFICE MANAGER. THANKS!
Spring Break Shutdown Checklist

School: _____ Teacher and Room #: _____ Date: _____

Unplug, defrost, clean and leave refrigerator door open _____

Unplug personal classroom printer (Not district printers) _____

Unplug doc-u-cams/projectors (after it has cooled down) _____

Unplug Televisions and AVer TV's, microwaves, coffee pots, etc. _____

Unplug any other device, (sharpener, clocks, etc.) _____

Close your blinds or shades _____

Take your animals home if possible _____

Unplug lamps and candles _____

Turn off monitors if able to _____

PLEASE UNPLUG ALL MOBILE CARTS (I-pads and laptops) _____

PLEASE UNPLUG COMPUTERS!!! _____

THANK YOU ALL FOR YOUR COOPERATION AND SUPPORT AND HAVE A FANTASTIC SPRING BREAK!!
Michele Laskero - energy@pssusd.us

PLEASE GIVE TO YOUR OFFICE MANAGER. THANKS!
Spring Break Shutdown Checklist

School: _____ Teacher and Room #: _____ Date: _____

Unplug, defrost, clean and leave refrigerator door open _____

Unplug personal classroom printer (Not district printers) _____

Unplug doc-u-cams/projectors (after it has cooled down) _____

Unplug Televisions, AVer TV's, microwaves, coffee pots, etc. _____

Unplug any other device, (sharpener, non-vital clocks, etc.) _____

Close your blinds or shades _____

Take your animals home if possible _____

Unplug lamps and candles _____

Turn off monitors if able to _____

PLEASE UNPLUG ALL MOBILE CARTS (I-pads and laptops) _____

PLEASE UNPLUG COMPUTERS!!! _____

THANK YOU ALL FOR YOUR COOPERATION AND SUPPORT AND HAVE A FANTASTIC SPRING BREAK!!
Michele Laskero - energy@pssusd.us

3. Summer Conservation Efforts

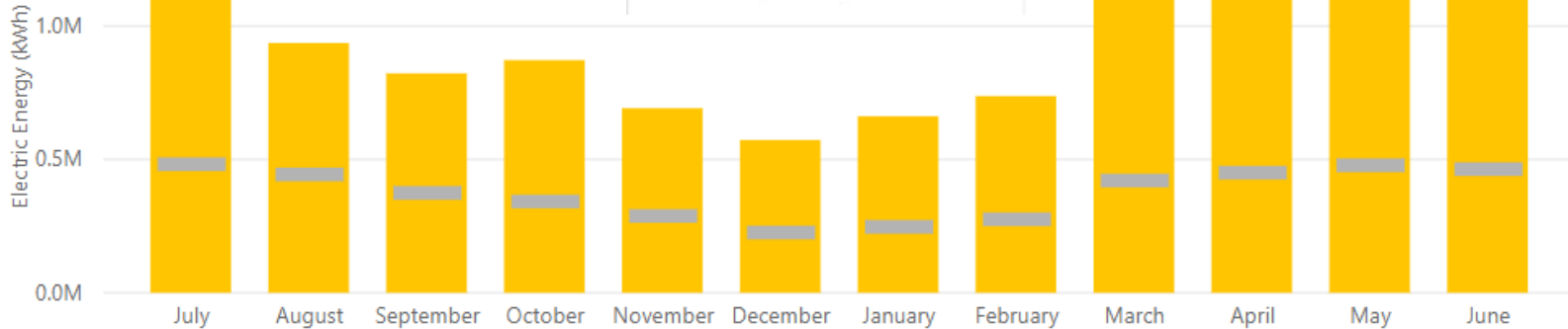
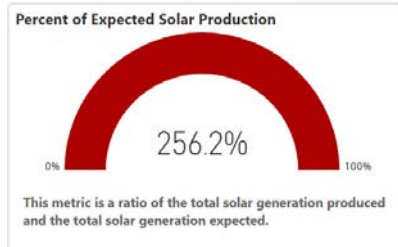
- Inventoried summer school programs per site. Grouped summer school classes into classrooms by HVAC zones.
- Energy Management System (EMS)
 - Set classroom air conditioning to unoccupied mode at 4:00pm.
 - Reduce override operation time from 2 hours to 1 hour
 - Lighting Controls
- Developed list of portable classrooms without EMS – M & O staff are manually adjusting thermostats to unoccupied mode.
- Auditing classrooms to ensure shut down procedures are followed



3. Solar Production 2016/17 – District-wide

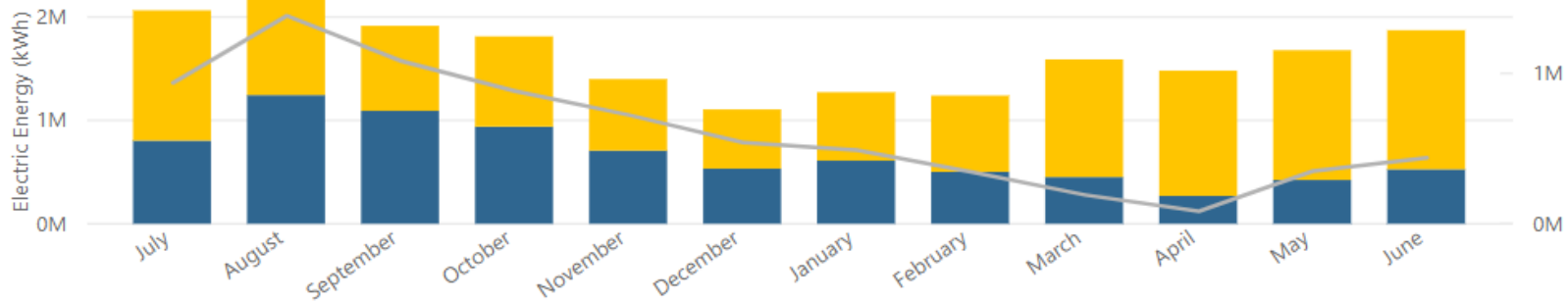
Solar Production vs Expectation

● Solar Generation (kWh) — Solar Generation Expected (kWh)



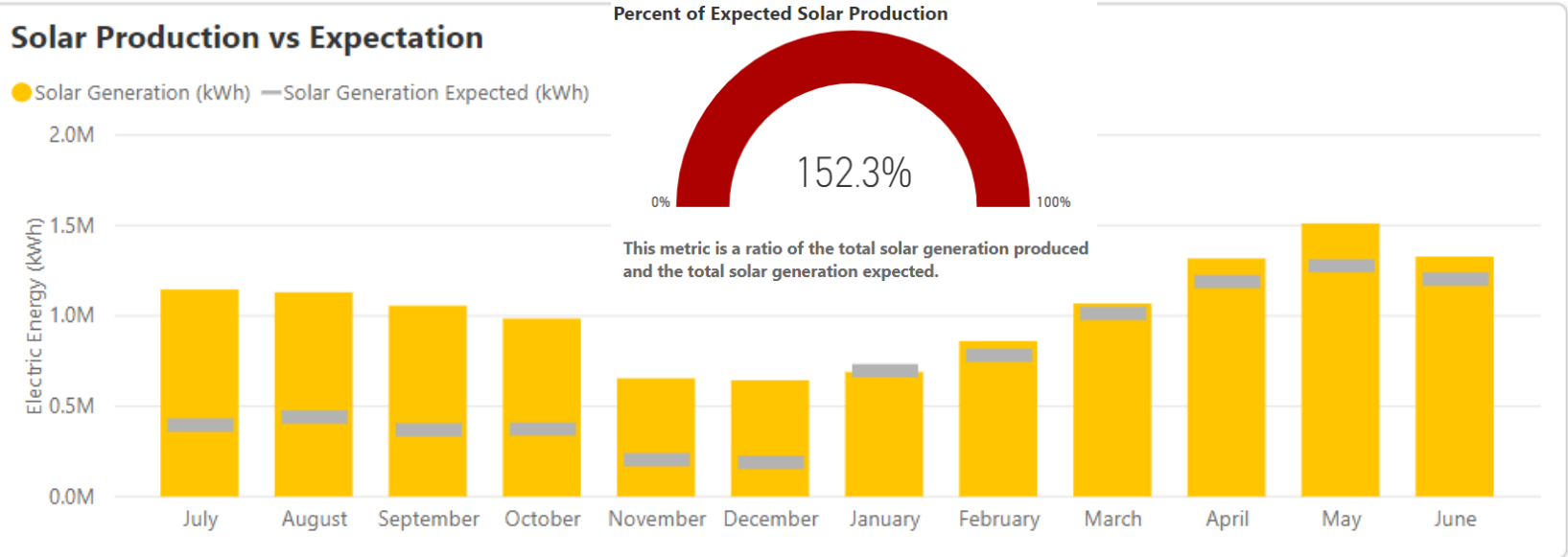
Total Electric Usage by Source vs Baseline Year

● Utility Purchased (kWh) ● Solar Generation (kWh) ● Baseline Purchased Energy (kWh)

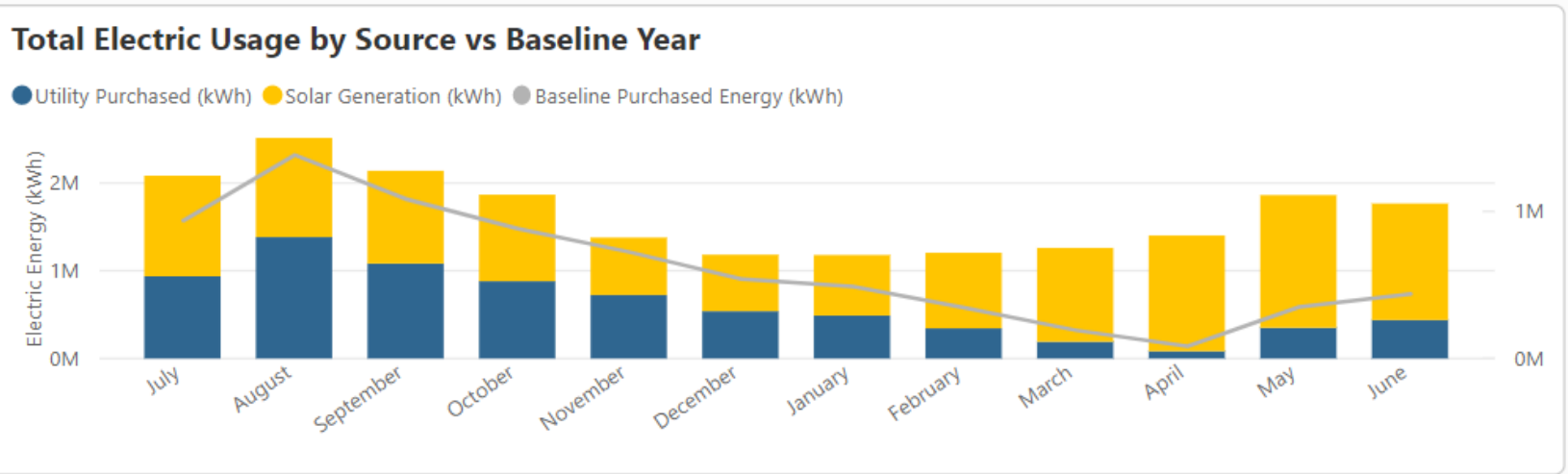


3. Solar Production 2017/18 – District-wide

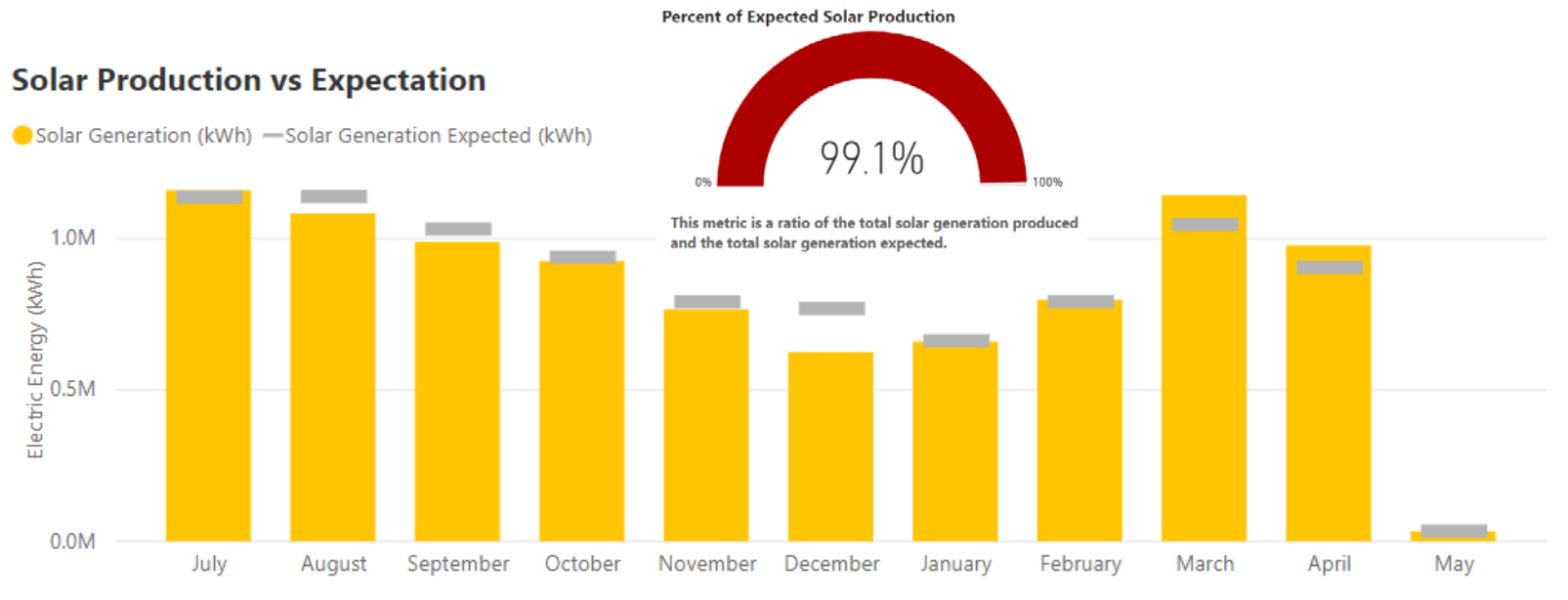
Solar Production vs Expectation



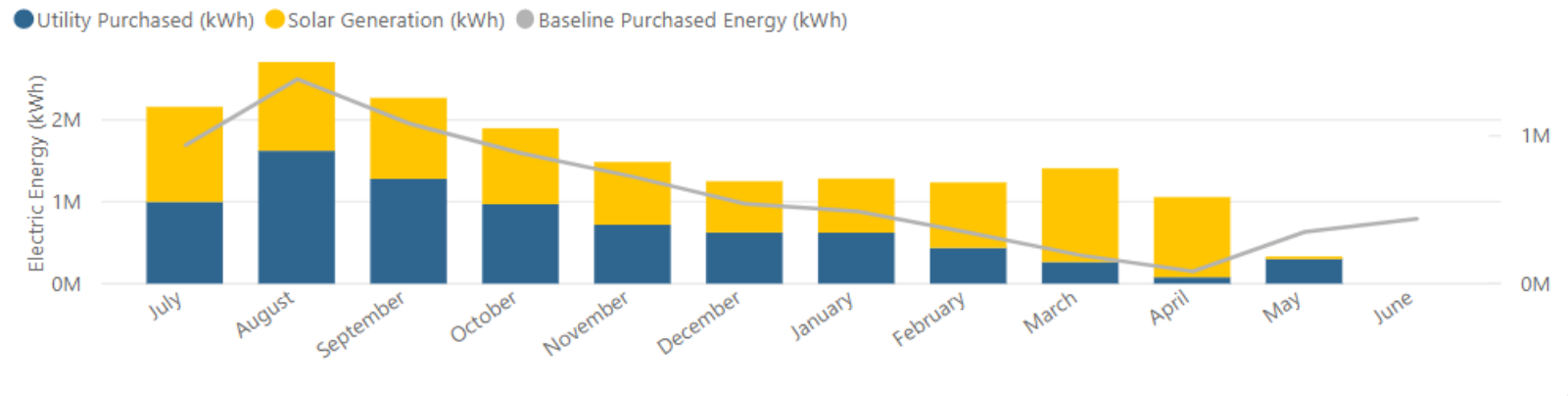
Total Electric Usage by Source vs Baseline Year



3. Solar Production 2018/19 – District-wide



Total Electric Usage by Source vs Baseline Year



Does not include May and June 2019 solar production

3. Solar Opportunities



1. Mount San Jacinto Continuation High School
2. Rio Vista Elementary School

- The California Energy Commission provides loans to government entities including schools to finance energy efficiency improvements and renewable energy projects through The Energy Conservation Assistance Act (“ECAA”) program which is authorized by Public Resources Code section 25410 et. seq.
- On May 30, 2019, the District filed an application through this loan program for \$2,000,000. The balance of the loan must be repaid with energy cost savings within 20 years.
- The District’s Prop 39 energy consultant reviewed the 2 school sites and potential size of the solar carports and estimates the District will save at least \$150,000 per year.
- Estimated loan repayments amount of \$100,000 per year.
- District net saving is estimated to be at least \$50,000.
- Notification of award of ECAA loan application will be in October 2019.

4. Draft Long Range Facilities Master Plan Update



Presentation by PBK Architects, Marco Eacrett, Principal



5. Potential New Actions and Projects

4. Potential Actions Pending BOE Direction

1. Desert Hot Springs High School new mini gym flooring \$750,000.
2. Increase Phase II Fire Alarm upgrade budget by \$1,500,000.
3. Reserve 6/30/21 Estimated Bond Balance of \$3,309,334 for cost escalation increases on approved bond projects.
4. Reserve 6/30/21 Redevelopment Available Funds of 4,035,782 for capital improvements associated with PSUSD Safety-vulnerability study recommendations.
5. Finalize Long Range Facilities Master Plan and bring highest priority projects forward with a funding plan.

4. Potential Actions and Projects

Pending BOE Direction – Bond Funds

Project	Amount Requested	Available Bond Funds
Estimated Balance as of 6/30/2021		\$ 3,309,334
No new projects	0	3,309,334
Total:	\$ 0	\$ 3,309,334

Reserve 6/30/21 Estimated Bond Balance for cost escalation increases on approved bond projects.

4. Potential Actions and Projects Pending BOE Direction – Redevelopment Funds

Project	Amount Requested	Available Redevelopment Funds
Estimated Balance as of 6/30/2021		\$ 4,785,782
Desert Hot Springs High School new mini-gym floor	750,000	4,035,782
Total Projects:	\$ 750,000	\$ 4,035,782

Reserve Redevelopment Available Funds for capital improvements associated with DW Safety-Vulnerability Study recommendations.

Questions or
comments?